


acrotrack 48V

installation instruction

1

48V track

"click"

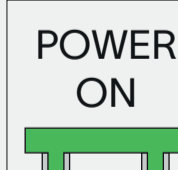


slide the luminaire in the prado 48V track
make sure to use a prado 48V LED-driver

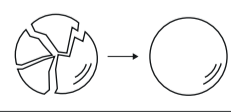
2

360°

60°



twist the luminaire as desired
thank you for choosing prado



Replace glass lens when broken.
Luminaire shall only be used together with glass lens.